



Viz Mosart Web Applications Release Notes

Version 1.5



Mosart Web Applications



Copyright ©2022Vizrt.All rights reserved.

No part of this software, documentation or publication may be reproduced, transcribed, stored in a retrieval system, translated into any language, computer language, or transmitted in any form or by any means, electronically, mechanically, magnetically, optically, chemically, photocopied, manually, or otherwise, without prior written permission from Vizrt.

Vizrt specifically retains title to all Vizrt software. This software is supplied under a license agreement and may only be installed, used or copied in accordance to that agreement.

Disclaimer

Vizrt provides this publication “as is” without warranty of any kind, either expressed or implied. his publication may contain technical inaccuracies or typographical errors. While every precaution has been taken in the preparation of this document to ensure that it contains accurate and up-to-date information, the publisher and author assume no responsibility for errors or omissions. Nor is any liability assumed for damages resulting from the use of the information contained in this document. Vizrt’s policy is one of continual development, so the content of this document is periodically subject to be modified without notice. These changes will be incorporated in new editions of the publication. Vizrt may make improvements and/or changes in the product(s) and/or the program(s) described in this publication at any time.

Vizrt may have patents or pending patent applications covering subject matters in this document. The furnishing of this document does not give you any license to these patents.

Antivirus

Vizrt does not recommend or test antivirus systems in combination with Vizrt products, as the use of such systems can potentially lead to performance losses. The decision for the use of antivirus software and thus the risk of impairments of the system is solely at the customer's own risk.

There are general best-practice solutions, these include setting the antivirus software to not scan the systems during operating hours and that the Vizrt components, as well as drives on which clips and data are stored, are excluded from their scans (as previously stated, these measures cannot be guaranteed).

Technical Support

For technical support and the latest news of upgrades, documentation, and related products, visit the Vizrt web site at www.vizrt.com.

Created on

2022/12/22

Contents

1	Mosart Web Applications 1.5.....	4
1.1	Release Highlights	4
1.1.1	Rundown Viewer NEW	4
1.1.2	NRCS Plugin	6
1.1.3	Timing Display.....	7
1.2	Improvements.....	7
1.3	Installation and Upgrade	7
1.3.1	Installation.....	7
1.3.2	Upgrade.....	8
1.3.3	System Requirements	8
2	Documentation	8
3	Support	8

Mosart Web Applications is a growing suite of modern, browser-based utilities, designed to enrich Viz Mosart workflows.

1 Mosart Web Applications 1.5

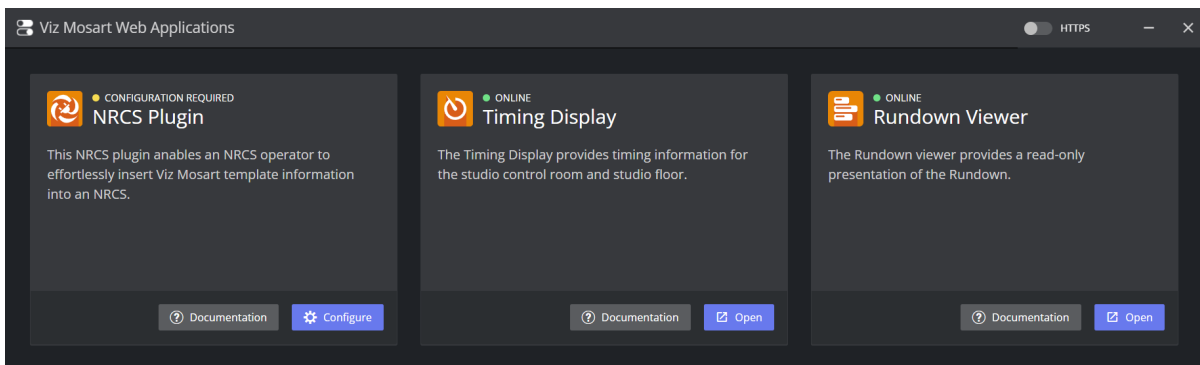
Release Date: 2022-12

These are the Release Notes for Mosart Web Applications version 1.5. This document describes the user-visible changes that have been made to the software since [version 1.4](#).

✔ **Tip:** The latest updates to this documentation are always available online [at the Vizrt Documentation Center](#).

The Mosart Web Apps provide a platform for innovation - a 'safe space' to pilot new approaches for taking the Viz Mosart user experience to the next level.

Your feedback is really appreciated, as are feature requests and any comments about both the application and its documentation. Please tell us what you think at mosart-feedback@vizrt.com.



1.1 Release Highlights

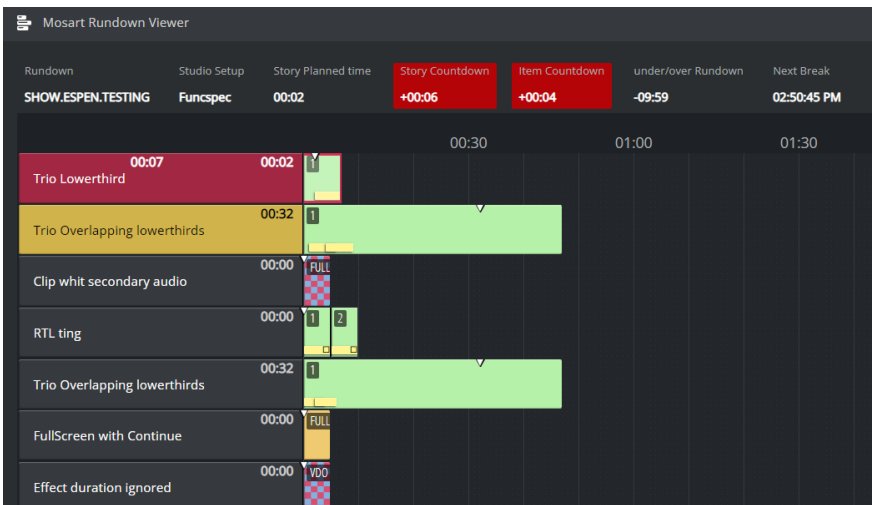
This version of the installer includes the following applications:

- **New!** [Rundown Viewer](#)
- [NRCS Plugin](#)
- [Timing Display](#)

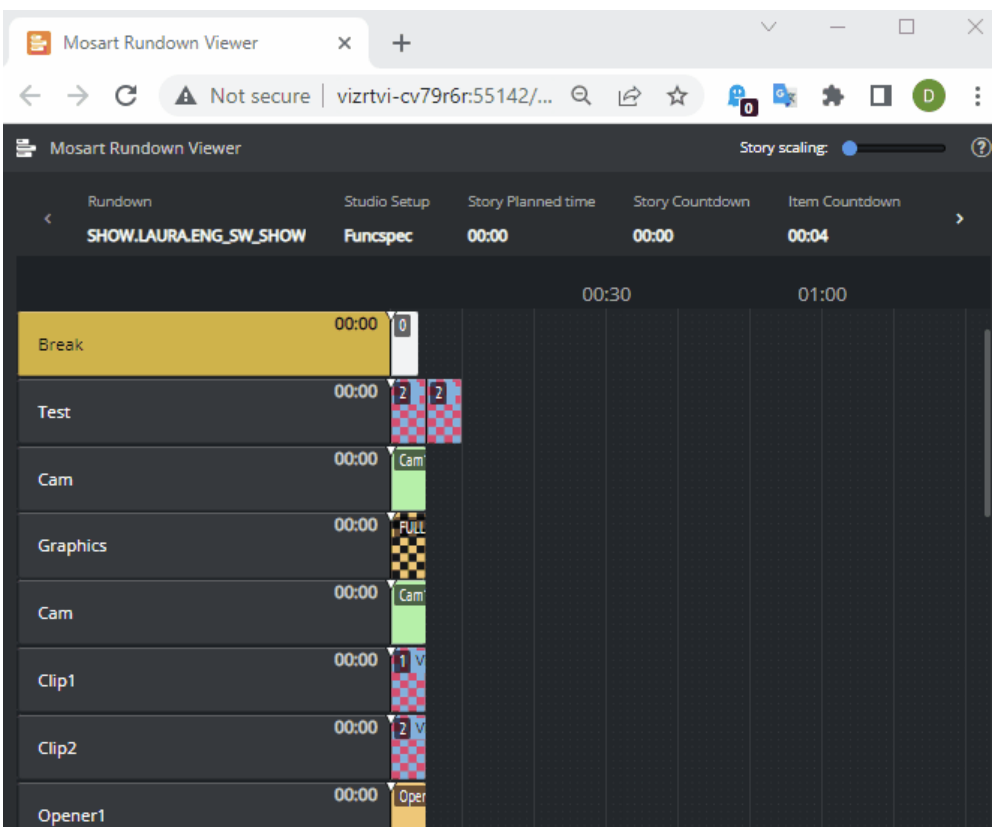
1.1.1 Rundown Viewer ★ NEW ★

✔ **Tip:** This document contains *animated graphics*. If you are viewing as PDF, we recommend the 1.5 [web version](#).

With this release, we introduce a new application designed to give all users a read-only peek at the running status of the show that is currently on-air, from the convenience of your browser.



In response to feedback about the importance of displaying the full template variant, seeing more upcoming stories and of how the Mosart GUI can scale badly on different screens, Rundown Viewer introduces *story scaling*. This enables the user to choose the horizontal timescale, without affecting the vertical scale and text sizes:



Since this is a web application, you can use it *anywhere* in your facility that your network configuration allows. HTTPS is supported.

No client installation needed - just open your browser and go to the URL that you've saved as a bookmark. As the Rundown Viewer application is read-only, it is safe for anyone to open without disturbing the show.

This app will continue to change and evolve. We have big plans, including the possibility of one day replacing the current Mosart GUI.

Current Limitations

- Missing template indicator (red variant box) is not displayed.
- Back-time calculation (the timer to the left in the Story) not supported.
- The Autotake indication on items is not displayed.
- Cue failure indications (striped clips) are not displayed.

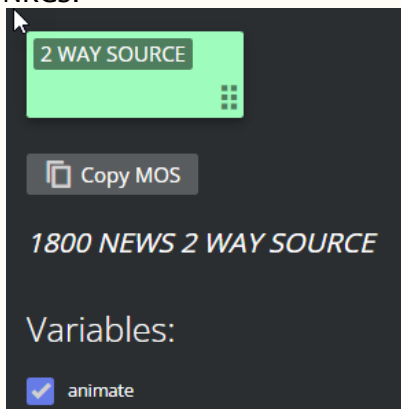
More than ever, *your feedback and suggestions* are greatly appreciated!

1.1.2 NRCS Plugin

New features and improvements:

- **Keyboard Navigation** - it is now possible to navigate the UI of the plugin using your keyboard.
- **Support for preset transitions (CUT/TAKE)** - tailor [Engine Switcher](#)-driven transitions using newsroom tags in the NRCS.

⚠ Note:
By adding a newsroom tag to the **Animate** checkbox from the Engine Switcher Plugin properties window, a journalist can specify a preset transition (CUT/TAKE) from the NRCS.



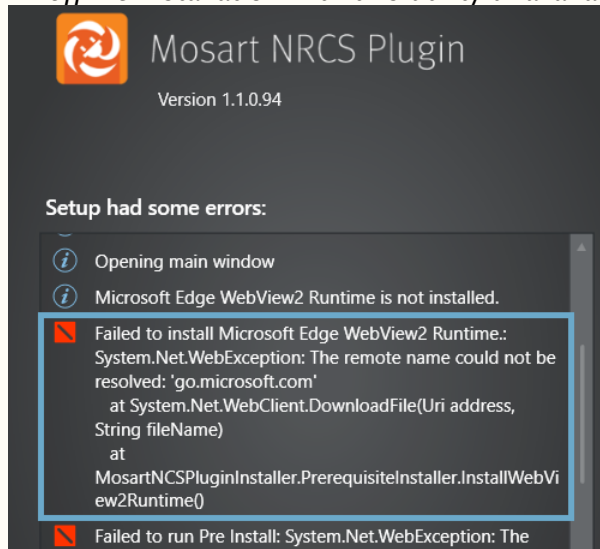
- **iNEWS Addon stability** - some reported stability issues in the iNEWS ClientAddon have been fixed

From the Vizrt FTP, use version /products/VizMosart/Latest Version/WebApplications/MosartNRCSPlugin-iNEWSClientAddon-1.1.n.nn.exe.

⚠ Microsoft Edge WebView2 Runtime

Note: The iNEWS ClientAddon requires *Microsoft Edge WebView2 Runtime*. If unavailable, this Microsoft utility is automatically installed.

An *offline* installation with this utility unavailable will give the following error:



You will need to manually install *Microsoft Edge WebView2 Runtime*.

1.1.3 Timing Display

Version 1.5 of the Timing Display app is functionally identical to [version 1.4](#). No new features are included in version 1.5.

1.2 Improvements

For this version, some general improvements and fixes have been made across the suite of Web Applications, including:

- **Offline documentation:** Internet access is no longer required to access the UI-linked documentation.

✓ **Tip:** The latest updates to documentation are always available online [at the Vizrt Documentation Center](#).

- **Stability on Windows Server 2016:** Fixed an issue with unexpected program termination at startup.

1.3 Installation And Upgrade

1.3.1 Installation

- To download this version, please visit the Vizrt FTP site at <https://download.vizrt.com/> and navigate to */products/VizMosart/Latest Version/WebApplications/*

1.3.2 Upgrade

- The installer manages the upgrade, automatically removing older versions of **Vizrt Mosart Web Applications** and **Vizrt Mosart Web Applications Configuration Tool** before installing the new package.

1.3.3 System Requirements


With this release, the Viz Mosart Web Applications installer (MosartWebApplications.Bundle) must be installed and run on the same machine as the Viz Mosart server.

The various web applications are then available on any web browser connected to the same network.

Web Application	Viz Mosart version	Supported Operating Systems	Supported Browsers
NRCS Plugin	Any	Windows 10, Windows Server 2022	Chrome
Rundown Viewer	5.1.0 or later	Windows 10, Windows Server 2022	Chrome
Timing Display	5.0.3 or later	Windows 10, Windows Server 2022	Chrome

2 Documentation

For each Mosart Web App, a user guide is

- Included in the UI, accessed from the  icon in the menu bar.
- Available [at the Vizrt Documentation Center](#). This location will contain the most recent version.

3 Support

Support is available at the [Vizrt Support Portal](#).