



# Datacenter Release Notes

Version 2.0



**Copyright** ©2023Vizrt.All rights reserved.

No part of this software, documentation or publication may be reproduced, transcribed, stored in a retrieval system, translated into any language, computer language, or transmitted in any form or by any means, electronically, mechanically, magnetically, optically, chemically, photocopied, manually, or otherwise, without prior written permission from Vizrt.

Vizrt specifically retains title to all Vizrt software. This software is supplied under a license agreement and may only be installed, used or copied in accordance to that agreement.

### **Disclaimer**

Vizrt provides this publication “as is” without warranty of any kind, either expressed or implied. his publication may contain technical inaccuracies or typographical errors. While every precaution has been taken in the preparation of this document to ensure that it contains accurate and up-to-date information, the publisher and author assume no responsibility for errors or omissions. Nor is any liability assumed for damages resulting from the use of the information contained in this document. Vizrt’s policy is one of continual development, so the content of this document is periodically subject to be modified without notice. These changes will be incorporated in new editions of the publication. Vizrt may make improvements and/or changes in the product(s) and/or the program(s) described in this publication at any time.

Vizrt may have patents or pending patent applications covering subject matters in this document. The furnishing of this document does not give you any license to these patents.

### **Antivirus**

Vizrt does not recommend or test antivirus systems in combination with Vizrt products, as the use of such systems can potentially lead to performance losses. The decision for the use of antivirus software and thus the risk of impairments of the system is solely at the customer's own risk.

There are general best-practice solutions, these include setting the antivirus software to not scan the systems during operating hours and that the Vizrt components, as well as drives on which clips and data are stored, are excluded from their scans (as previously stated, these measures cannot be guaranteed).

### **Technical Support**

For technical support and the latest news of upgrades, documentation, and related products, visit the Vizrt web site at [www.vizrt.com](http://www.vizrt.com).

### **Created on**

2023/11/02

# Contents

1	<b>Datcenter 2.0.1</b> .....	4
1.1	Fixed Issues .....	4
2	<b>Datcenter 2.0.0</b> .....	4
2.1	New Features .....	5
2.1.1	New UI and Improved UX/Workflows .....	5
2.1.2	Increased Security .....	5
2.1.3	Support for New data Transfer Protocols and New Providers Native Integration .....	5
2.1.4	Improved Dataflow .....	6
2.1.5	Support for New Outputs .....	6
2.1.6	New Licensing .....	8
2.2	Improvements .....	8
2.3	Known Limitations .....	9
2.4	Licensing .....	9
2.5	Installing Datcenter 2.0.0 .....	9
2.5.1	Install New Software (Required) .....	9
2.5.2	Project Compatibility .....	12
2.5.3	Compatibility Notes .....	12
3	<b>Documentation</b> .....	12
4	<b>Support</b> .....	13

---

# 1 Datacenter 2.0.1

**Release Date:** 2023-11-01

These are the release notes for Datacenter version 2.0.1. This document describes the user-visible changes that have been made to the software since Datacenter 2.0.0.

---

## 1.1 Fixed Issues

- When setting up a Generic Rest Backend dataset, users can now also specify just a URL base address, omitting the port (setting the port to 0) (RZT-11196).
  - Fixed an issue where restarting the Datacenter service would remove all configured outputs (RZT-11218).
  - Fixed an issue where duplicating a dataset would not immediately make the "Add" button available (assuming the duplicated dataset name is not already present or contains illegal characters) (RZT-11075).
  - Fixed an issue where hovering over the Dataset Output data table, would trigger a resize of the whole table at certain zoom levels (RZT-11123).
- 

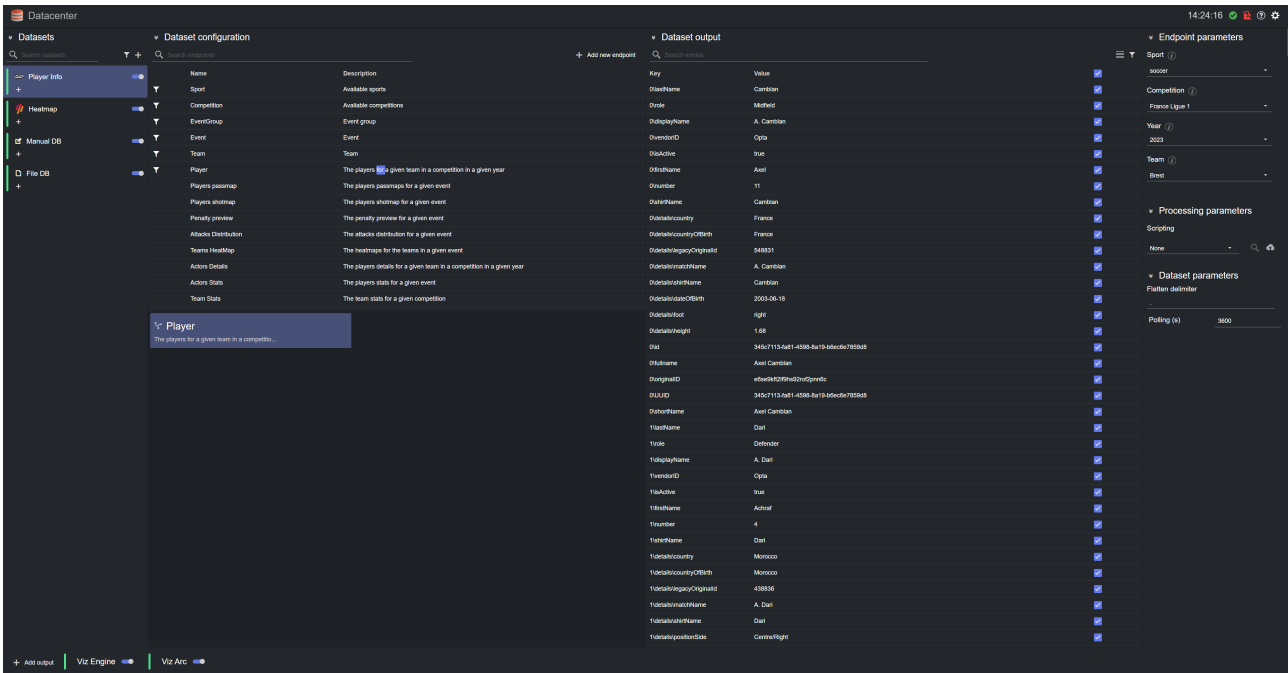
# 2 Datacenter 2.0.0

**Release Date:** 2023-09-14

These are the release notes for Datacenter version 2.0.0. This document describes the user-visible changes that have been made to the software since Datacenter 1.0.0.

## 2.1 New Features

### 2.1.1 New UI and Improved UX/Workflows



- New front-end based on Vue 2.7 (RZT-8964).
- Improved UX and workflows (RZT-9630).
- Possibility to configure the main view (RZT-10762).
- Datasets can be tagged for easy retrieval (RZT-9403).
- Possibility to copy keys or values from the front-end to other software (RZT-10748).

### 2.1.2 Increased Security

- HTTP/HTTPS service configuration support (RZT-9195).
- Encryption on disk of sensitive data (RZT-9626).
- Improved logging (RZT-9418).
- Possibility to configure localhost access only for HTTPS configurations (RZT-9195).

### 2.1.3 Support for New data Transfer Protocols and New Providers Native Integration

- Added support of new data transfer technologies:
  - HTTP REST (RZT-8923).
  - Apache Kafka (RZT-8938).

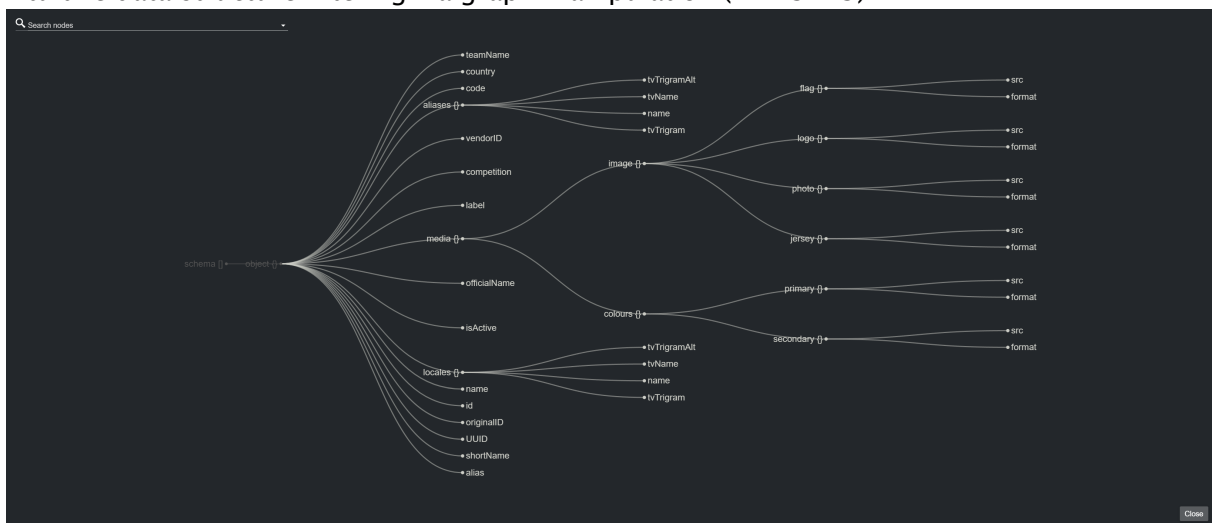
- Added native integration of new data providers (RZT-9629)
  - StatsPerform (RZT-9534).
  - Fluid (RZT-9059).
  - Viz Data Connectors (RZT-9483) .

**Data providers licensing**

**Info:** Native integrations of new providers are available via add-on license.

### 2.1.4 Improved Dataflow

- Intuitive data structure filtering via graph manipulation (RZT-9179).



- Data manipulation and augmentation via scripting (RZT-9428):
  - Support for Javascript-based scripting.
  - Support for scripting inspection, debugging and uploading (RZT-10784, RZT-11026).

### 2.1.5 Support for New Outputs

- Viz Engine Control Channels (RZT-9631).
- Viz Arc (RZT-9115).
- Generic TCP sockets (RZT-9424).

Connected

Name

Viz Engine

Type

Viz Engine

Host

localhost

Port

6100

Control channels

UDP

3010

Scene ID

#520

Delete Confirm

Connected

Name

Viz Arc

Type

Viz Arc

Host

localhost

Port

5004

Delete Confirm

Waiting to connect.

Name

My TCP output

Type

Generic TCP

Host

localhost

Port

6150

Delete Confirm

## 2.1.6 New Licensing

- Added provider-specific licenses (RZT-9548).
- Added free providers (requiring only a Datacenter license) (RZT-9548).

### V3 License

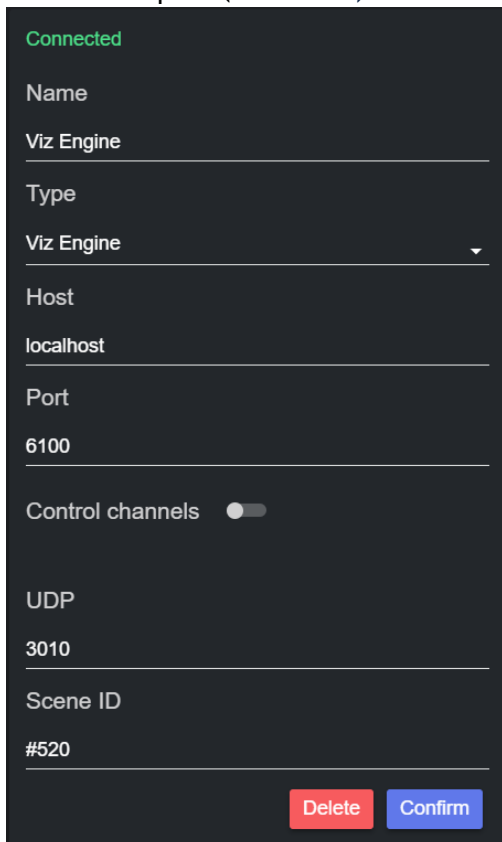
**Info:** New providers are only available with a V3 version of the license.

## 2.2 Improvements

- Customizable JSON flattening delimiter (RZT-9630).
- JSON flattening is now optional and data can also be forwarded in its original format (RZT-9630).
- Improved warning/error reporting, using a more compact view and more informative message (RZT-9626).

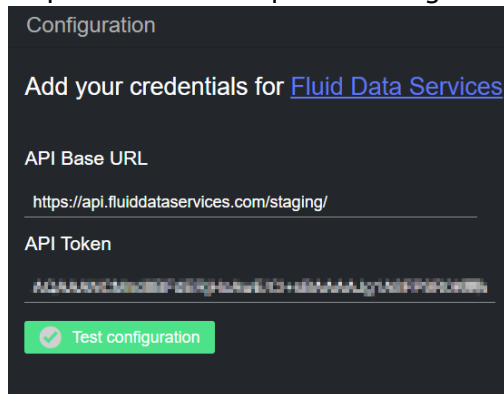


- Encryption of sensitive data (RZT-9626).
- Editable outputs (RZT-9373).





- Improved handling of large datasets (RZT-9101).
- All providers that require a configuration step in the Admin view can be tested (RZT-9629).



- Improved license acquisition and check (RZT-9548).

## 2.3 Known Limitations

- Generic REST datasets are limited to a single REST webserver URL (RZT-9662).
- HTTPS certificates are required to be stored in a PKCS format (RZT-11072).
- When modifying a script content on disk, the inspector dialog might show the old content even though the (correct) most recent content on disk is applied to the data (RZT-11074).
- Datasets created with previous versions of the software are not compatible with Datacenter 2.0.0 (RZT-11073).

## 2.4 Licensing

Datacenter 2.0.0 requires a WIBU V3 software license.

## 2.5 Installing Datacenter 2.0.0

### 2.5.1 Install New Software (Required)

The setup file *VizDatacenter-2.0.0.1980.msi* installs all required files to run Datacenter. The installation requires the following steps:

#### Step 1: Remove Existing Datacenter Versions (Optional)

- Remove any existing installation of the Datacenter (recommended).

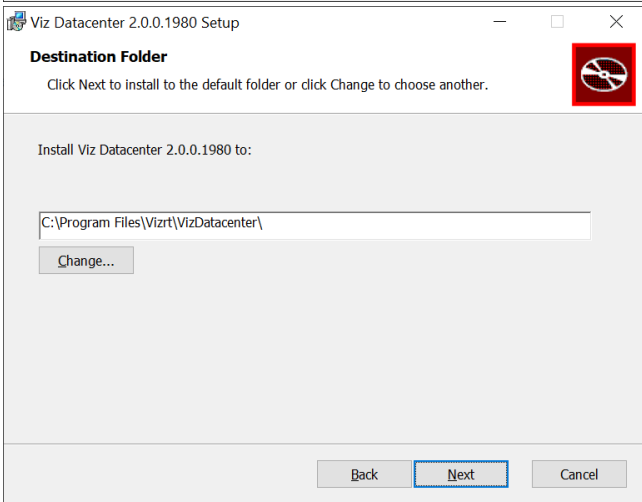
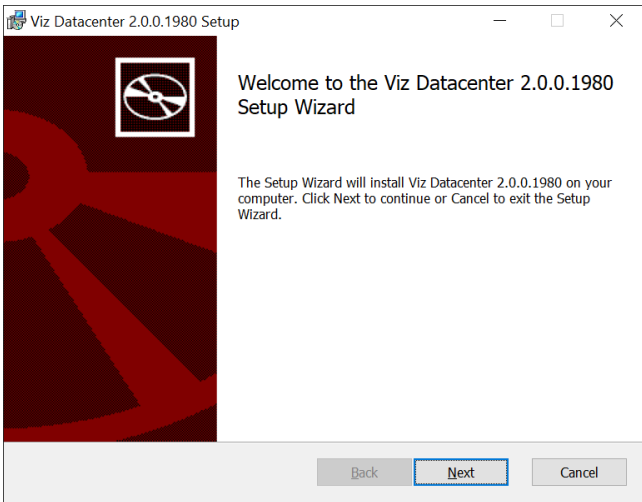
#### Step 2: Install Datacenter

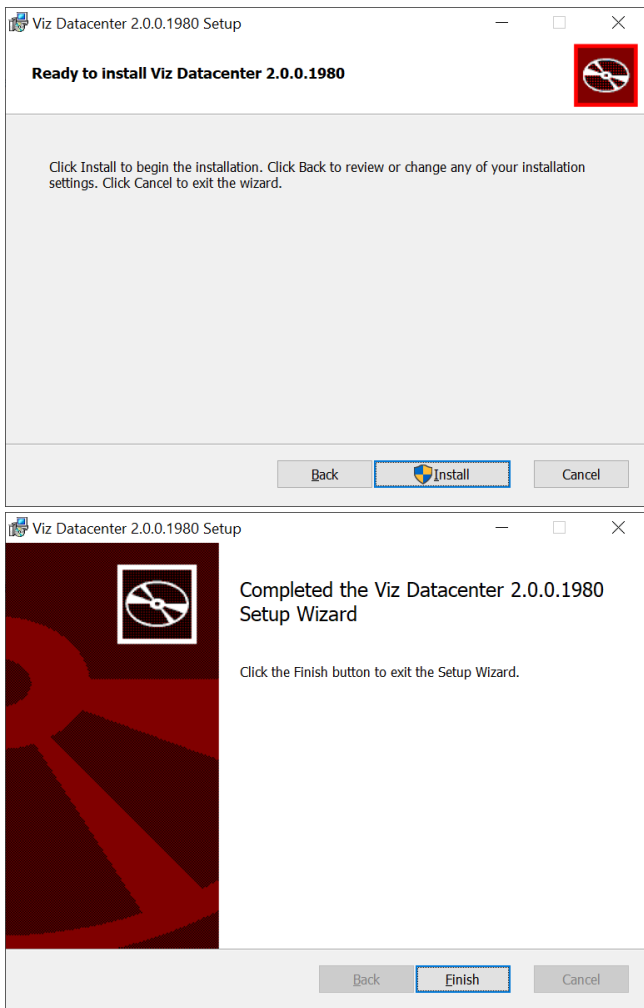
- Locate the file *VizDatacenter-2.0.0.1980.msi* and double click on it.

- Follow the steps on screen and click the **Install** button when finished.

**Running the Installer**

**Info:** Running the Datacenter 2.0.0 installer requires Admin privileges.

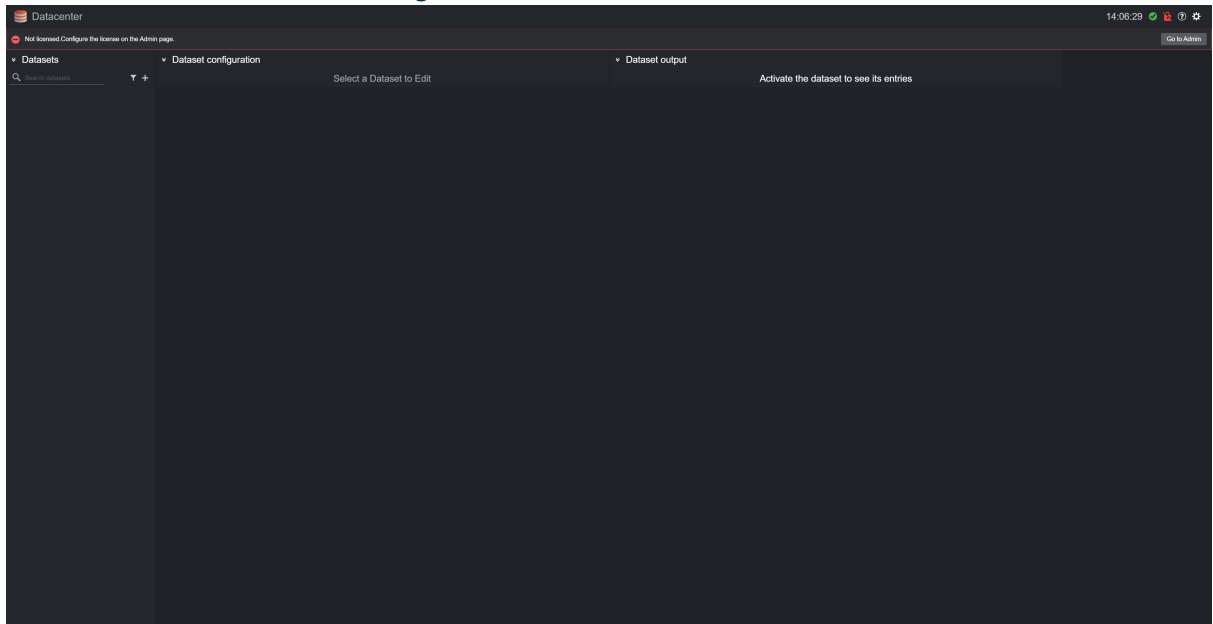




### Step 3: Verify Datacenter's Installation

- Make sure you have a valid Datacenter V3 WIBU license.
- Navigate to <http://127.0.0.1:5700> or double click on the Datacenter Desktop icon.

- You should land on the following view:



## 2.5.2 Project Compatibility

Datasets created with previous versions of the software are not compatible with Datacenter 2.0.0.

## 2.5.3 Compatibility Notes

Datacenter 2.0.0 is compatible with:

Product	Version
Windows	Windows 10
Viz Engine	5.1.0
Viz Libero	8.2.0
Viz Arena	5.1.0
Viz Arc	1.7.0

# 3 Documentation

Documentation for Datacenter is available at the [Vizrt Documentation Center](#):

- [Datacenter User Guide](#)

---

## 4 Support

Support is available at the [Vizrt Support Portal](#).